

Book Talk Cheat Sheet

1. What is the purpose of a book talk?

To expose readers to new books and share good book recommendations with them

2. How do you give a book talk?

Say the:

- title
 - author
 - main character
 - setting
 - what the main character's goal or problem is
 - a few things you liked about the book
 - who you would recommend the book to
- (Remember: don't share any spoilers or the ending)

3. Example of a book talk (transcript):

The title of this book is DEAR DUMB DIARY by Jim Benton. The main character is a girl named Jamie Kelly. It takes place at her school. Jamie's problem is that she doesn't want to get a bad nickname from one of the students at her school who gives kids mean nicknames. She also doesn't like this girl named Angeline who is super pretty and popular. Jamie claims she doesn't like Angeline, but really, Jamie keeps trying to be just like Angeline. A few things I liked about this book were the pictures, the short chapters, and how funny it was. I would recommend this book to anyone who likes DIARY OF A WIMPY KID by Jeff Kinney or anyone who likes humorous, journal-style books.

(Watch my actual book talk by clicking [here](#).)

Book Talk Exit Card #1

Name: _____

Title of Book: _____

Would you read this book? Yes No

Why? Or Why not?: _____

Book Talk Exit Card #1

Name: _____

Title of Book: _____

Would you read this book? Yes No

Why? Or Why not?: _____

Book Talk Exit Card #2

Your Name: _____

Name of Presenter: _____

Compliment:

Book Talk Exit Card #2

Your Name: _____

Name of Presenter: _____

Compliment:

Book Talk Exit Card #3

Your Name: _____

Title of Book: _____

Two Questions I have about the book:

1. _____

2. _____

Book Talk Exit Card #3

Your Name: _____

Title of Book: _____

Two Questions I have about the book:

1. _____

2. _____


Book Talk Exit Card #4

Your Name: _____


Title of Book: _____

Rating:


Does the book sound sweet or sour?



Sour



Okay



Sweet!


Book Talk Exit Card #4

Your Name: _____


Title of Book: _____

Rating:


Does the book sound sweet or sour?



Sour



Okay



Sweet!

Ways to Use the Exit Cards:

- Have students turn in exit cards for participation points
- Have students fill out the exit card during or after the book talk presentation. Have the presenter call on 1-3 students to share their exit cards.
- Have students save their exit cards as a reference. They can learn which books they like or don't like.
- In your teacher notebook, record the books that reluctant readers like; suggest books with similar topics or genres or books written by that same author.
- Use Exit Cards #1 or #3 to start a class discussion.
- Have students watch my book talk YouTube videos in class or as homework. Use Exit Cards #1 and/or #4 to assess and document the kinds of books they like or don't like.

Ideas for Exit Card #2

Compliment Examples:

- I really liked how you spoke clearly.
- I liked how you spoke at a good pace. It wasn't too fast or too slow.
- I liked how you showed us some of the pictures in the book.
- You had good posture while presenting in front of the class.
- Your book talk was very convincing. Now, I want to read that book!
- You have great taste in books.
- The title of that book sounded interesting.
- I really like that author's writing style.
- Great job projecting your voice so everyone could hear you.

Common Core Standards

Speaking and Listening:

Presentation of Knowledge and Ideas: CCSS.ELA-LITERACY.SL.5.4

Report on a topic or text or present an opinion, sequencing ideas logically and using appropriate facts and relevant, descriptive details to support main ideas or themes; speak clearly at an understandable pace.

Comprehension and Collaboration: CCSS.ELA-LITERACY.SL.5.1

Engage effectively in a range of collaborative discussions (one-on-one, in groups, and teacher-led) with diverse partners on *grade 5 topics and texts*, building on others' ideas and expressing their own clearly.

CCSS.ELA-LITERACY.SL.5.1.C

Pose and respond to specific questions by making comments that contribute to the discussion and elaborate on the remarks of others.

Let's Stay in Touch!

Follow me on:

Instagram: @marynas_kidlit_corner

Twitter: @MarynaDoughty

Facebook: @MarynaDoughtyWrites

Website: www.marynadoughty.com

Font:



Clipart:



<http://www.teacherspayteachers.com/Store/Krista-Walden>

Created by Maryna Dougherty